

SA POWER NETWORKS LUMINAIRE AND POLE DETAILS

POLE NO.	MOUNTING HEIGHT		OUTREACH		LAMP WATTAGE		OFFSET	LUMINAIRE TYPE	E DRAWING	SUPPLY ITEM No	COMMENTS
	EXISTING	PROPOSED	EXISTING	PROPOSED	EXISTING	PROPOSED					
L01	N/A	7.0m	N/A	2.0m	N/A	14W LED	EXISTING	STREETLED 2 AEROSCREEN	E1761 E1743 SHT 3	DL2818 Arrgt 1 EM4004	NEW SAPN BRACKET AND LUMINAIRE
L02	N/A	7.0m	N/A	2.0m	N/A	14W LED	EXISTING	STREETLED 2 AEROSCREEN	E1761 E1743 SHT 3	DL2818 Arrgt 1 EM4004	NEW SAPN BRACKET AND LUMINAIRE
L03	7.0m	N/A	2.0m	N/A	TBC	14W LED	EXISTING	STREETLED 2 AEROSCREEN	E1743 SHT 3	EM4004	REPLACE SAPN LUMINAIRE
L04	N/A	7.0m	N/A	2.0m	N/A	14W LED	EXISTING	STREETLED 2 AEROSCREEN	E1761 E1743 SHT 3	DL2818 Arrgt 1 EM4004	NEW SAPN BRACKET AND LUMINAIRE
L05	7.0m	N/A	2.0m	N/A	40W FL	14W LED	EXISTING	STREETLED 2 AEROSCREEN	E1743 SHT 3	EM4004	REPLACE SAPN LUMINAIRE

GENERAL NOTES

- SURVEY EXTENT OF WORKS PRIOR TO TENDER.
- INSTALLATION OF LUMINAIRES AND WIRING COMPLY WITH CURRENT SA POWER NETWORKS E DRAWINGS.
- LUMINAIRE, LAMP AND PE CELL TO BE MARKED WITH INSTALLATION DATE. USE BLACK OR WHITE PAINT PEN AS APPROPRIATE.
- EQUIPMENT LOCATIONS ARE INDICATIVE ONLY. TAKE ALL MEASUREMENTS FROM SITE AND CONFIRM LOCATIONS OF LIGHTS, PITS, CONDUITS AND CST ALIGNMENT PRIOR TO COMMENCEMENT OF WORKS.
- CONTACT SA POWER NETWORKS ON 8292 0018 TO SEND RECORDED CABLE LOCATION / ALTERATIONS DETAILS.
- REFER TO WGASA PTY LTD. PH 8223 7433 FOR FURTHER INFORMATION IF REQUIRED.
- REINSTATE ALL SURFACES TO PRIOR CONDITION OR BETTER.
- ENSURE CARE IS TAKEN WHEN TRENCHING AND PROTECT ROOTS OF TREES. ALTERNATIVELY, IF DIRECTIONAL BORING IS REQUIRED, SUBMIT LOCATION INFORMATION FOR APPROVAL.

SCOPE OF WORKS

CONTESTABLE WORKS

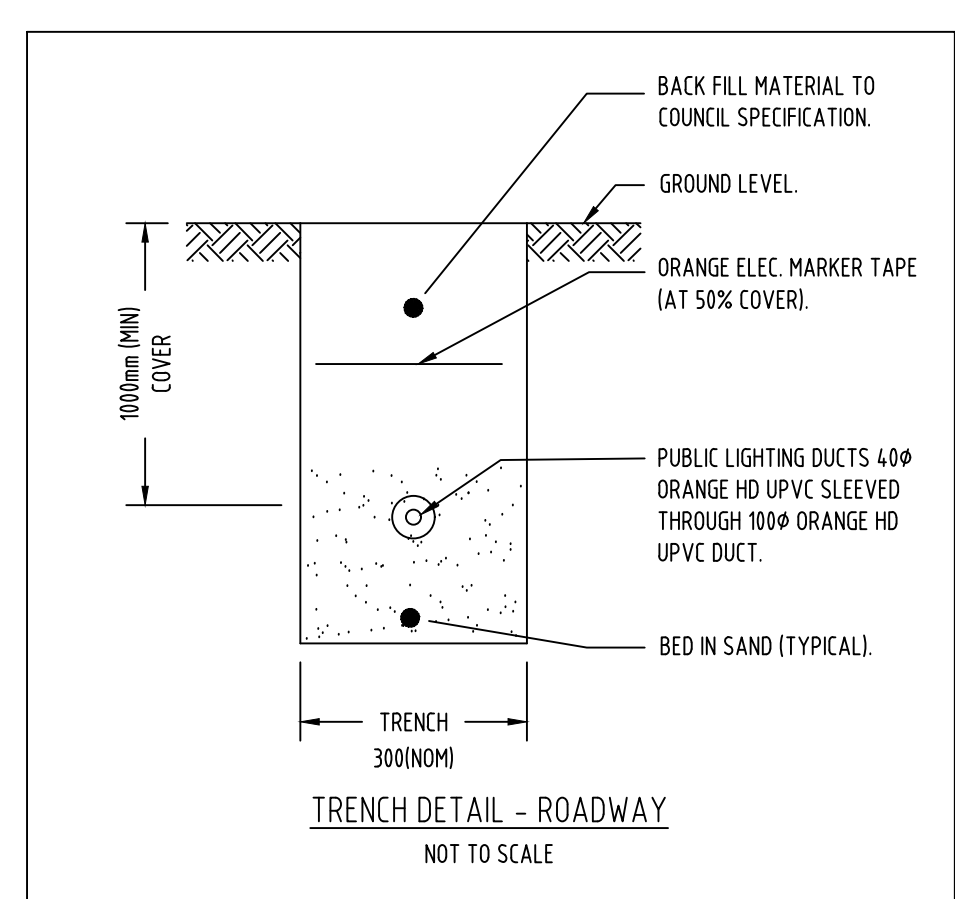
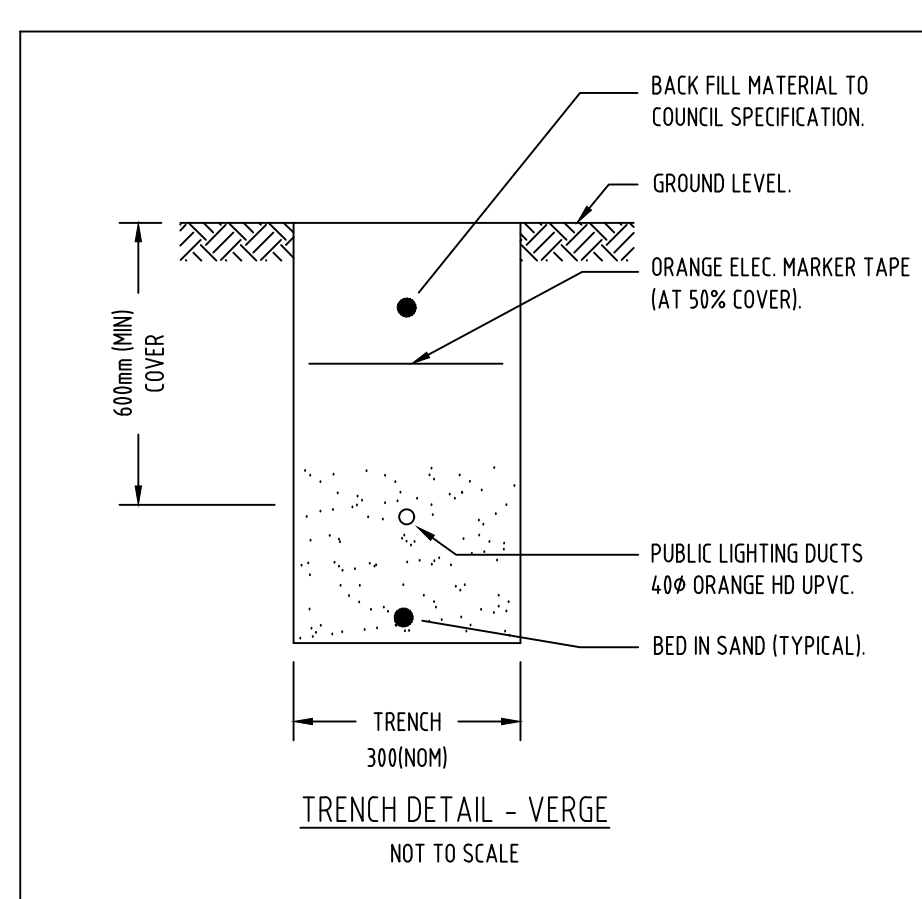
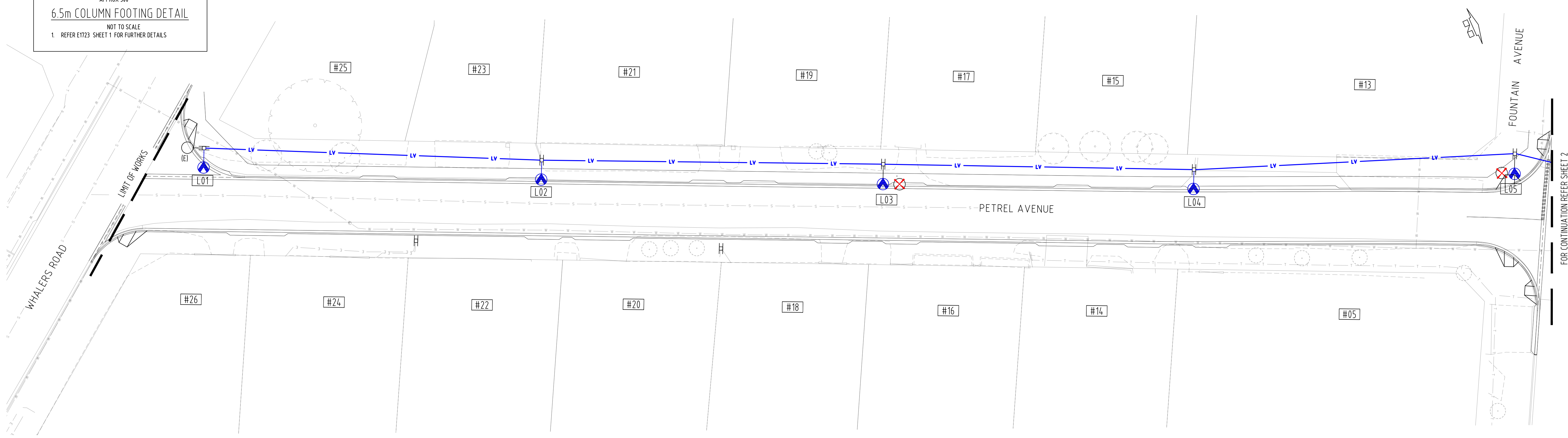
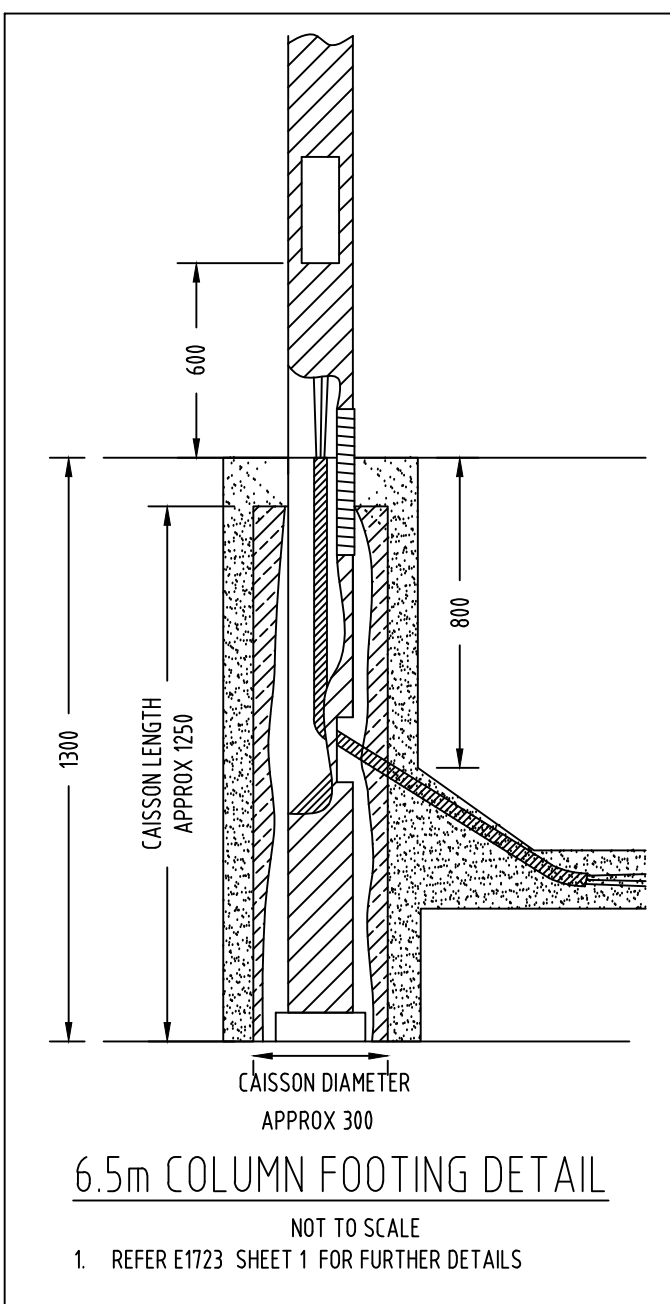
- SUPPLY AND INSTALLATION OF POLE AND LUMINAIRE, TRENCHING, INSTALLATION OF CONDUITS, CAISSON AND CABLING ASSOCIATED WITH THE INSTALLATION OF LIGHT POLE L09.
- CONTRACTOR TO PROVIDE COMPLETED TS105 C1 & C2 FORMS.
- CONTRACTOR TO PROVIDE 'AS CONSTRUCTED' DRAWINGS TO SA POWER NETWORKS.

NON CONTESTABLE WORKS

- CONNECTION OF NEW POLE L09.
- INSTALLATION OF NEW LUMINAIRES AND BRACKETS FOR L01, L02, L04, L06 & L08.
- REPLACEMENT OF EXISTING LUMINAIRES L03, L05 & L07.
- TESTING AND ENERGISING OF THE LIGHTING.

LIGHTING LEGEND

- PROPOSED SA POWER NETWORKS 14W LED LUMINAIRE ON PROPOSED COLUMN. REFER LUMINAIRE AND POLE DETAILS.
- PROPOSED SA POWER NETWORKS 14W LED LUMINAIRE ON EXISTING STOBIE POLE. REFER LUMINAIRE AND POLE DETAILS.
- EXISTING SA POWER NETWORKS LUMINAIRE TO BE DELETED.
- SA POWER NETWORKS EXISTING LV OVERHEAD CABLE.
- 6.0mm² TWIN DOUBLE INSULATED COPPER CABLE & 6.0mm² EARTHING CONDUCTOR AS PER E1710 AND E1713. RUN IN 40mm HD PVC CONDUIT WITH MINIMUM 0.6m COVER (MIN. 1.0m COVER AT ROAD CROSSINGS). CIRCUIT PROTECTION 10AMP HRC FUSE.
- SA POWER NETWORKS EXISTING STOBIE POLE
- LUMINAIRE NUMBER
- HOUSE NUMBER
- IDENTIFIES EXISTING TO REMAIN
- PROPOSED PUBLIC LIGHTING SUPPLY POINT



WGA
WALLBRIDGE GILBERT AZTEC

AS1158.3:2005 LIGHTING DESIGN ROAD CATEGORY P4

• PETREL AVENUE

DATE: 18/01/2017

NAME: M.DENNES

Drawing to be read in conjunction with the following SA Power Networks specification documents. Please note: It is the responsibility of the Constructor to refer to the most recent standard

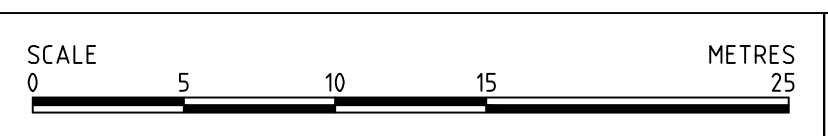
Specification

Trenching & Conduit Standard for Underground Distribution Cable Networks (TS-085)
Construction Standard Underground Cable Networks (TS-087)
Distribution and Sub-Distribution CAD Drafting Standards (TS-099)
Electrical Design Standard for Underground Distribution Cable Networks (TS-100)
Public Lighting Design and Installation (TS-101)
Essential Standards Distribution Networks (TS-102)
Testing Standard for Underground and Overhead Distribution Powerlines up to and including 33kV Networks (TS-105)
Earthing of the Distribution Network (TS-109)
Information for an Applicant Undertaking a Contestable Extension (NCC-400)
Working in the Vicinity of SA Power Networks Infrastructure - Network Access Permit Process (NCC-404)

FOR CONSTRUCTION
17 MAY 2017

ASSET OWNER: SA Power Networks
CONSTRUCTION

REV	DETAILS OF REVISION	RVD	CKD	APD	DATE
C	ISSUED FOR CONSTRUCTION				17.05.17
B	PRELIMINARY ISSUE - SCALE CHANGED TO 1:250				12.04.17
A	PRELIMINARY ISSUE				16.03.17



WGA
WALLBRIDGE GILBERT AZTEC

60 Wyatt Street, Adelaide
South Australia 5000
Telephone 08 8223 7433
Email adelaide@wga.com.au

DRAWN	M.DENNES	18.01.2017	Head Office: 1 Anzac Highway Keswick South Australia 5035
DESIGNED	M.DENNES	18.01.2017	Postal address: GPO Box 77 Adelaide South Australia 5001
CHECKED	NUEBERGANG	16.03.2017	Corporate switchboard 08 8404 5667 19:00am - 5:00pm Monday to Friday)

SA Power Networks
www.sapowernetworks.com.au

PETREL AVENUE
PUBLIC LIGHTING UPGRADE, CITY OF VICTOR HARBOR
WHALERS ROAD TO FELL STREET, ENCOUNTER BAY

SCALE 1:250 A1 WAD161354-20 SHEET 1 OF 2 REV C